



# The AGS Range 900 Series Sliding Door



AGS Series Sliding Doors are designed to achieve the ultimate combination of architectural style and performance. Engineered to withstand Australia's harsh conditions, they are recognised as some of the best performing doors on the market, tested for heavy use commercial and residential applications. AGS Series Sliding Doors are designed to support fashionable large door constructions and offers extremely low air infiltration when closed. Incorporate with either sliding security or standard screen doors, to introduce more light and air without compromising on safety.

## The AGS 900 Series Sliding Door

Representing the latest generation in commercial door development, the cutting edge AGS 900 Series Sliding Door is specifically designed to deliver unrivalled performance and design flexibility.




It is capable of panel sizes up to 3000mm in height and 2500mm in width with multi-stack configurations available. This product has been tested to meet both cyclonic and BAL 40 requirements. Incorporating high quality hardware including heavy duty double wheel rollers and various locking options, the AGS 900 Series Sliding Door is proving extremely popular on many landmark commercial and residential development projects.

For enhanced thermal comfort and performance, both thick and double glazing is possible incorporating insulated glass unit up to 26mm in thickness.

### Features and Benefits:

- Ultra high performance design
- Suited to almost any commercial or architectural application
- Extended product limitations for large configurations
- Tested to cyclonic and BAL40 requirements
- High performance roller hardware
- Standard and multi-stack configurations of up to 6 panels
- Internal or external sliding configurations
- Can be internally or externally screened
- Compatible with a wide range of framing suites

### Finishes Available:

-  Powder coated range
-  Anodised Aluminium
-  Woodgrain



### Maximum Recommended Panel Sizes

	Std Rail	HD Rail
Height	3000mm	3000mm
Width	1750mm	2500mm
Weight	160kg, 250kg or 300kg	

### Frame Sizes

Depth	100mm or 150mm
Height	44mm, 50mm or 80mm

### Maximum Product Performance

SLS (Pa)	up to 6000Pa
ULS (Pa)	up to 10,500Pa
WATER (Pa)	up to 700Pa

### Maximum Acoustic Rating

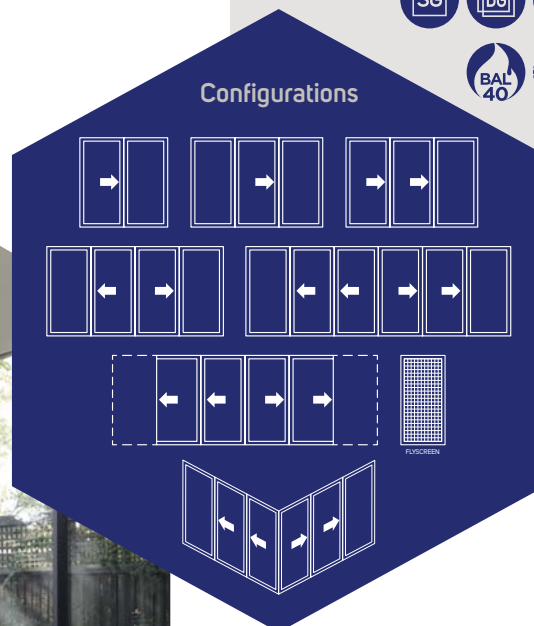
Rw	39
C;CTR	-1;-3

### Glazing Details

Single Glazed	4mm - 15mm
Double Glazed	19mm - 26mm

### Compatible with

AGS Commercial Range



**CAPRAL**  
ALUMINIUM

1800 ALUMINIUM (258 646)

[www.capral.com.au](http://www.capral.com.au)

Capral Limited ABN 78 004 213 692 | August 2018